

METAL TILE ROOF BRACKET

Y SHAPED RAIL MOUNT



Y Shaped Rail Mount




Part




1. Fixture hexagon socket bolt spring washer slider nut



2. H shape Rail EPDM rubber pad self-tapping screws



3. Side clamp middle clamp hexagon socket bolt spring washer slider nut



Design Basis

Module slop	According to the practical demand
Drawing force	1000N
Wind load	40m/s, 32.5kg/m ²
Snow load	70kg/m ²
Module type	Frame
Material	Aluminium profile
Color	Natural

